

PDI Protective Door Industries
 15700 Lathrop Ave.
 Harvey, IL 60426-5118 USA
 708/331-2515
 708/331-2500 Fax
 www.protectivedoor.com
 sales@protectivedoor.com



DT-200 FEMA 361
TORNADO RESISTANT Door Unit



PDI offers Door Model DT-200 FEMA 361, a single out-swing steel tornado resistant door compliant with FEMA's 320/361 and ICC-500 storm shelter standards. This criteria covers tornado forces that produce complex positive and negative pressures and impulses, and severe impact conditions.

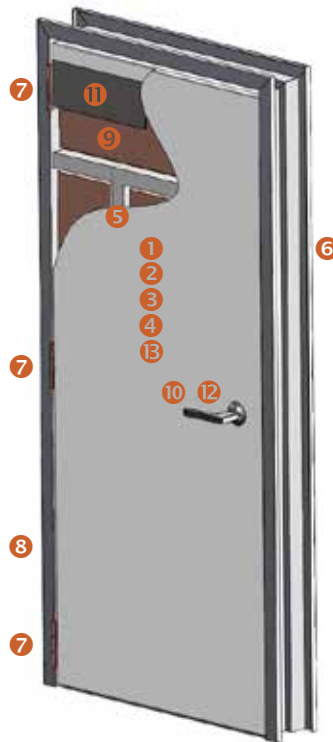
WITHSTAND 2.09 PSI STATIC PRESSURE LOAD, UNSEATING DIRECTION FOR 5 SECONDS

WITHSTAND MISSILE PENETRATION – (3) HITS FROM 2X4 TRAVELING 100 mph



Features:

- 1 RIGOROUS ALL WELDED STEEL CONSTRUCTION
- 2 3'0" X 7'0" JAMB OPENING (nom. 915mm x 2130mm)
- 3 2 ¼" DOOR THICKNESS (nom. 57mm thk.)
- 4 OUT-SWING DOOR
- 5 12GA. STEEL FACE SHEETS REINFORCED WITH INTERNAL STEEL TUBE STIFFENERS
- 6 12GA. FORMED FRAME x DOUBLE RABBIT PROFILE x 6 ¾" FRAME DEPTH x 3-SIDED
- 7 (1 ½) PAIR PDI SONICBAR® BRAND SH-100-SS STAINLESS STEEL HINGES
 - HEAVY DUTY HINGES PREVENT SAGGING
 - SS HINGES WILL NOT RUST
- 8 ANCHORAGE OPTIONS
 - WELD-IN
 - CMU HOOK - FIXED
 - POURED CONCRETE HOOK - FIXED



- 9 FULLY INSULATED
- 10 SPRING LOADED LATCHING CLOSERS AUTOMATICALLY WITH ADDITION OF OPTIONAL DOOR CLOSER
- 11 12GA. CLOSER REINFORCEMENT
- 12 PDI SONICBAR® BRAND SH-153PC PRESSURE RESISTANT MORTISED 2-POINT HORIZONTAL LOCKSET x SS FINISH
 - MORTISED COMPONENTS FACTORY INSTALLED, ONLY TRIM SHIPPED LOOSE
 - HANDING: RHRB or LHRB
 - FACTORY PREPPED FOR KEY CYLINDER
 - EXTERIOR LEVER HANDLE
 - INTERIOR EXIT BAR or LEVER HANDLE
 - AND, **No** surface mounted hardware
 - **No** 3-point latching, and
 - **No** bottom floor bolt
- 13 FACTORY PRIMED WITH RUST INHIBITOR COMPATIBLE WITH HIGH PERFORMANCE TOPCOATS

Compliance:

- **Testing Facility:** Wind Science and Engineering Research Center, Debris Impact Test Facility, Lubbock, TX.
- **Product Type:** Above Ground Shelter Door – FEMA 361 / ICC-500.
- **Tests:** Pressure and impact tests per guidelines of FEMA 320/361, ICC-500 Shelter Standard Tornado Protocol 4, and ASTM E330.
- **Test Report:** No. 2012-0405A, Specimen No. 1 dated April 5, 2012, 'Investigation of Wind Projectile Resistance of the LB Steel, LLC – Protective Door Ind. Above Ground Shelter Door'.
- **Criteria:** Resist tornado wind forces of 2.09 PSI unseating static equivalent pressure for 5 seconds. This relates to Zone 5 per ASCE 7-05 for a corner zone, positive and negative pressures. Withstand missile penetration of (3) impacts from a 2"x4" wood stud weighing 15 lbs. traveling horizontally at 100 mph, impact on exterior (hinge) side.

PDI's DT-200 FEMA 361 door is intended for virtually any application – light duty to heavy industrial. And most important, as in all PDI door systems, it's built to protect lives and property.

PDI Protective Door Industries
 15700 Lathrop Ave.
 Harvey, IL 60426-5118 USA
 708/331-2515
 708/331-2500 Fax
 www.protectedoor.com
 sales@protectedoor.com

DT-200 FEMA 361 TORNADO RESISTANT Door Unit

Technical Data:

Standard: FEMA 320/361 and ICC-500 for 'Above Ground Shelter Door'.

Pressure load: Withstand 2.09 PSI unseating static equivalent pressure for 5 sec.

Missile load: Withstand (3) impacts from a 2"x4" wood stud weighing 15 lbs. traveling horizontally at 100 mph, impact on exterior (hinge) side.

Fire rating: None.

Quality: ISO 9001:2008

Dimensions: 3'0" wide x 7'0" high (jamb opening) single swing. (Nom. 915mm wide x 2130mm high)

Door swing: Out-swing.

Frame: 12ga. formed frame x 6 3/4" depth x 3-sided x factory set-up and welded.

Anchorage: Check appropriate anchorage. See details below.

- _____ Masonry / CMU hook anchors - fixed
- _____ Weld-in anchorage
- _____ Poured concrete hook anchors - fixed

Door leaf: Flush 2 1/4" thk. (nom. 57mm) x 12ga. steel face sheets with reinforced stiffeners and fiberglass insulation. Approximate weight 300 lbs.

Hardware: PDI brand Sonicbar® SH-153PC 2-point mortised horizontal latchset x lever x exit bar or lever x key cylinder (prep) x SS US32D finish. Function similar to classroom.

Handing: See handing chart. Fill in quantity.

_____ RHRB Right hand reverse bevel

_____ LHRB Left hand reverse bevel

Hinges: PDI brand Sonicbar® SH-100-SS stainless steel butt hinges x 6" x 6 3/32" x .165" x brushed finish x 3/8" dia. SS pin.

Finish: Rust inhibitive metal primer. (Finish paint by others.)

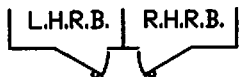
Optional:

Door closer: Heavy duty closer x PA x aluminum finish.

Gasketing: (1) set PDI brand H-280W-SS stainless steel adjustable weatherstripping x neoprene seals x brushed finish; PDI brand H-344 sill seal x neoprene seal x USP finish and threshold.

DOOR HANDING

ROOM OR INSIDE



CORRIDOR OR OUTSIDE

PRESSURE

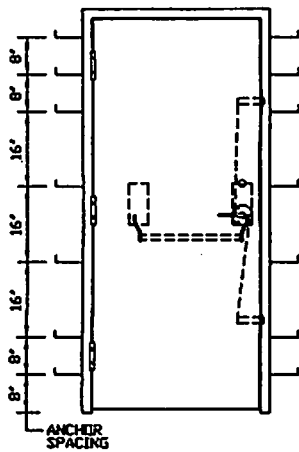


MISSILE

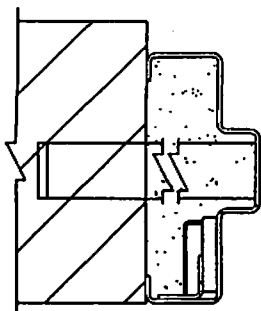
DIRECTION OF IMPACT

ANCHORAGE

MASONRY / CMU HOOK ANCHORS

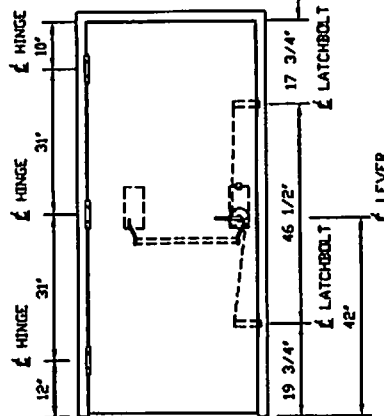


ELEVATION WITH MASONRY ANCHORS

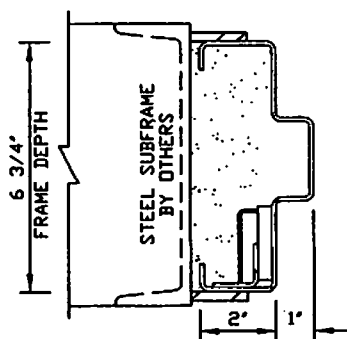


FRAME WITH MASONRY ANCHORS

WELD-IN ANCHORAGE

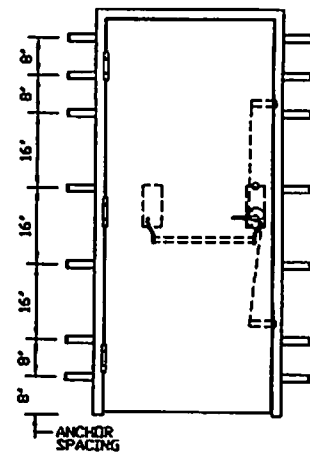


ELEVATION WITH WELD-IN ANCHORS

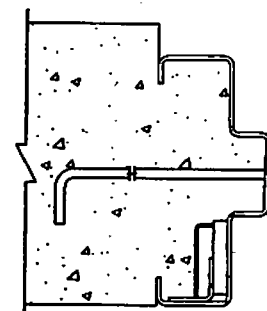


FRAME WITH WELD-IN ANCHORS

POURED CONCRETE HOOK ANCHORS



ELEVATION WITH CONCRETE ANCHORS



FRAME WITH CONCRETE ANCHORS